

INLAND LOCATIONS

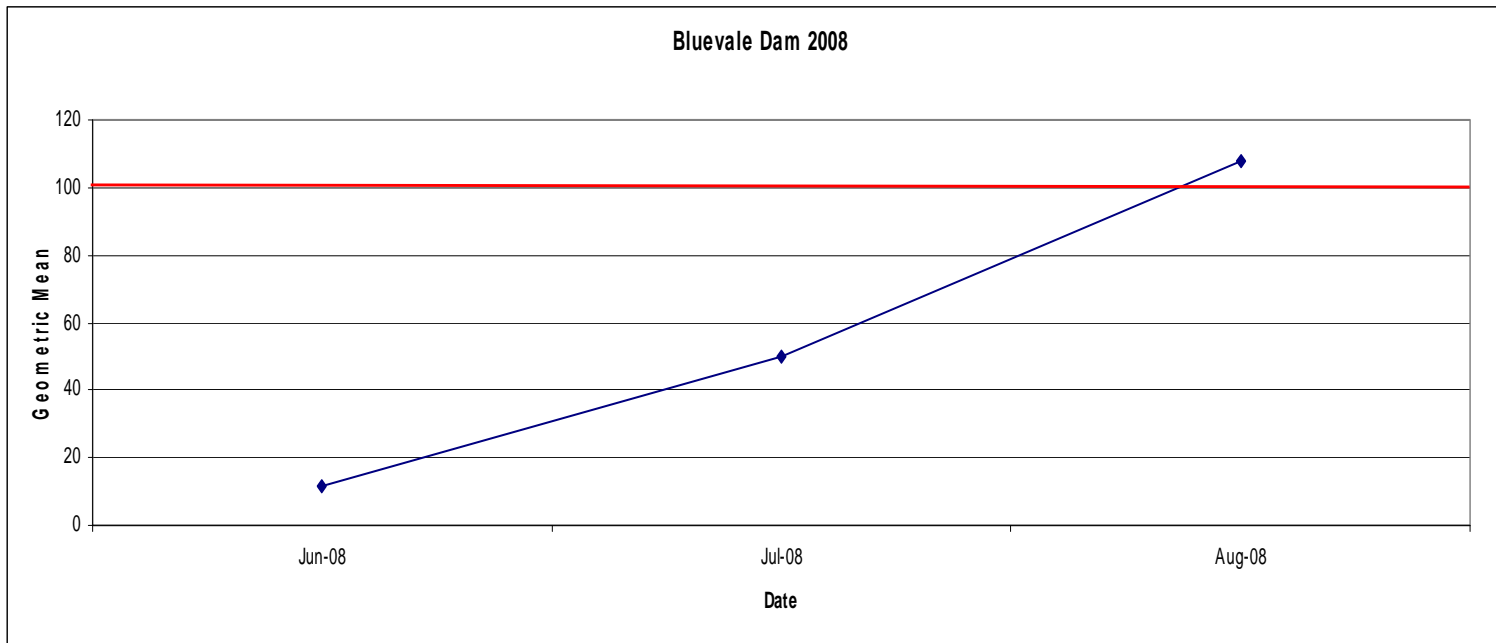
Bluevale Dam 2008

Date	Site 1	Site 2	Site 3	Site 4	Site 5	Geo Mean	Water Temp	Water Clarity	Wave Height	Wind	Sunlight	Air Temp	Rainfall 24Hrs	Rainfall 48Hrs	Rain Level	Bird Count	Notes
25-Jun-08	10	10	20	10	10	11	23	<1m	Calm		Sunny	28				0	
30-Jul-08	220	30	40	40	30	50	25	Clear	Calm	SE	Sunny	24	YES		H	0	
27-Aug-08	140	130	90	90	100	108	21	Clear	Calm	SE	Clear	22				0	

Legend

Rainfall Values Determined by Environment Canada

Heavy H >0.75 cm/hour
 Moderate M 0.26-0.75 cm/hour
 Light L 0.0-0.25 cm/hour



Date	Geo Mean
25-Jun-08	11
30-Jul-08	50
27-Aug-08	108

40

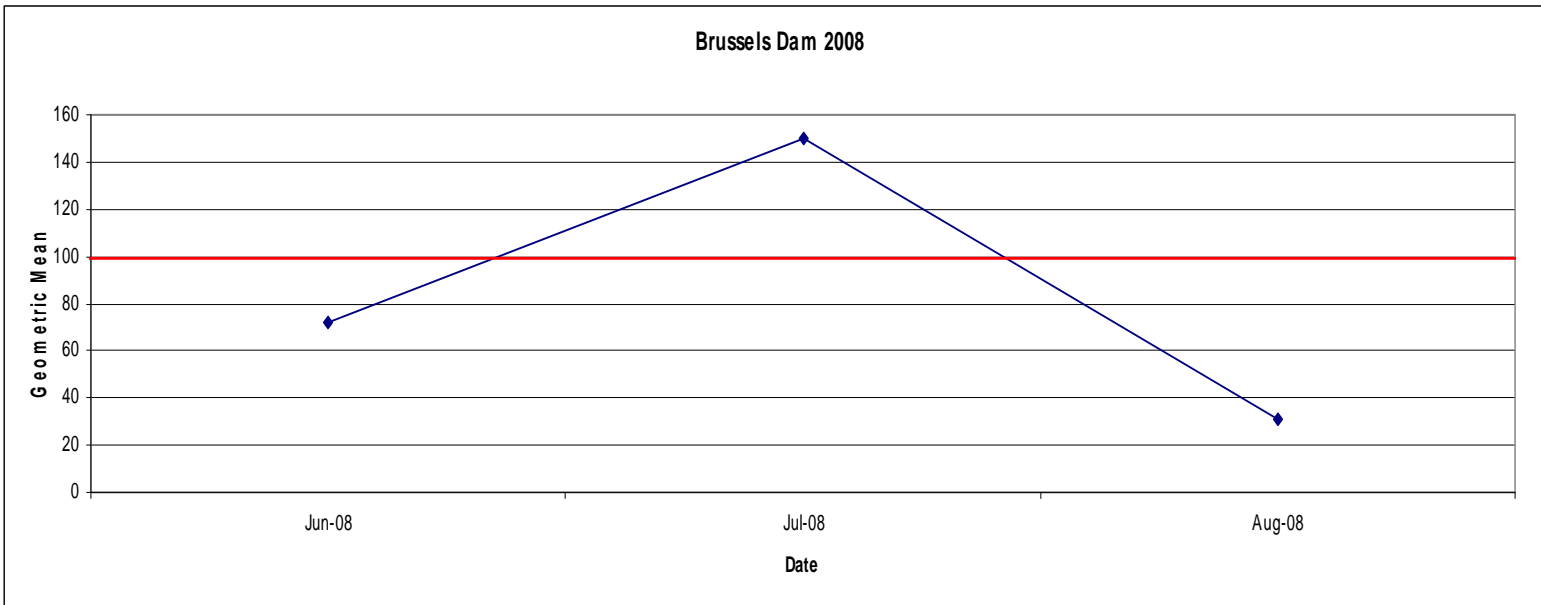
Brussels Dam 2008

Date	Site 1	Site 2	Site 3	Site 4	Site 5	Geo Mean	Water Temp	Water Clarity	Wave Height	Wind	Sunlight	Air Temp	Rainfall 24Hrs	Rainfall 48Hrs	Rain Level	Bird Count	Notes
25-Jun-08	910	30	30	60	40	72	25	<1m	Calm		Sunny	28				0	
30-Jul-08	100	140	100	200	270	150	24	Slightly Turbid	Calm	SE	Sunny	24	YES		H	0	
27-Aug-08	50	20	30	30	30	31	21	Turbid	Calm	SE	Clear	26				0	

Legend

Rainfall Values Determined by Environment Canada

Heavy H >0.75 cm/hour
 Moderate M 0.26-0.75 cm/hour
 Light L 0.0-0.25 cm/hour



Date	Geo Mean
25-Jun-08	72
30-Jul-08	150
27-Aug-08	31

69

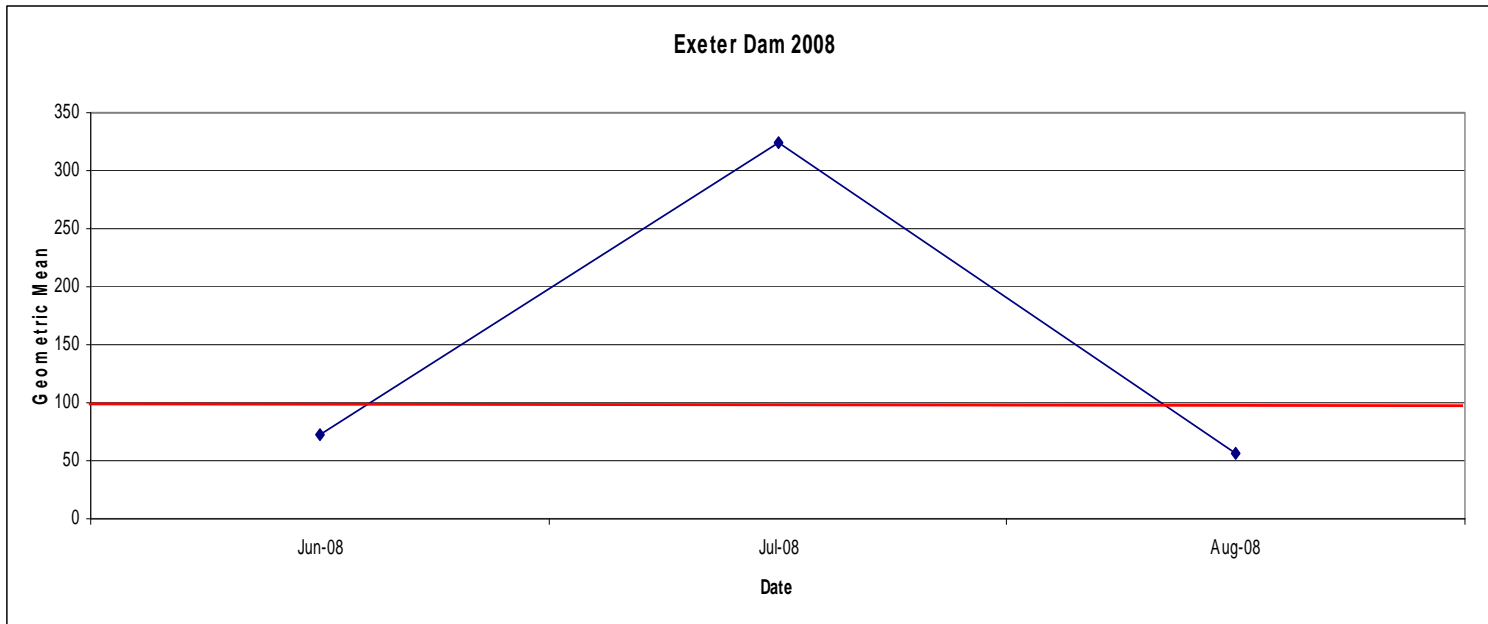
Exeter Dam 2008

Date	Site 1	Site 2	Site 3	Site 4	Site 5	Geo Mean	Water Temp	Water Clarity	Wave Height	Wind	Sunlight	Air Temp	Rainfall 24Hrs	Rainfall 48Hrs	Rain Level	Bird Count	Notes
25-Jun-08	90	530	40	10	100	72	21	<1m	Calm		Sunny	23				0	water is opaque and murky
30-Jul-08	380	450	500	150	280	324	25	Slightly Turbid	Calm	SE	Sunny	27	YES		H	0	
27-Aug-08	50	30	50	130		56	20	Turbid	Calm	SE	Clear	26				0	

Legend

Rainfall Values Determined by Environment Canada

Heavy H >0.75 cm/hour
 Moderate M 0.26-0.75 cm/hour
 Light L 0.0-0.25 cm/hour



Date	Geo Mean
25-Jun-08	72
30-Jul-08	324
27-Aug-08	56

109

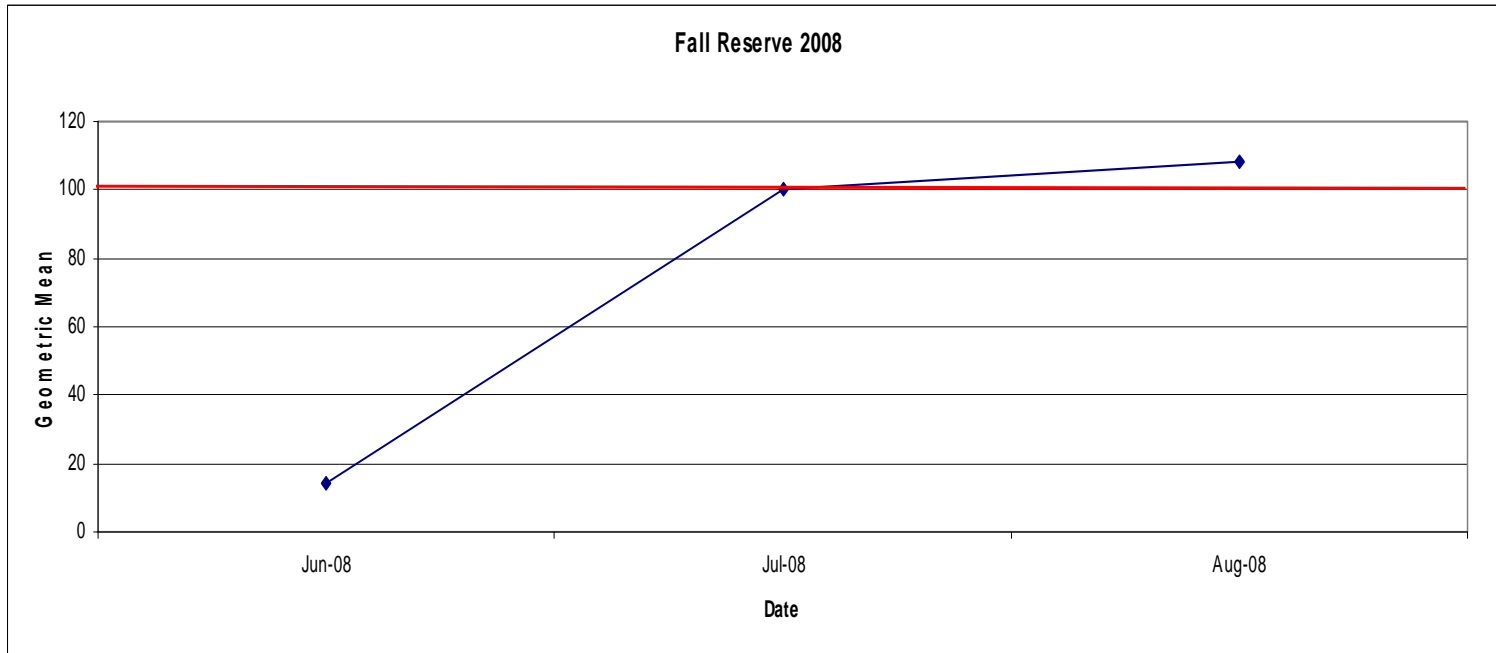
Fall Reserve 2008

Date	Site 1	Site 2	Site 3	Site 4	Site 5	Geo Mean	Water Temp	Water Clarity	Wave Height	Wind	Sunlight	Air Temp	Rainfall 24Hrs	Rainfall 48Hrs	Rain Level	Bird Count	Notes
25-Jun-08	20	10	10	10	30	14	23	<1m	Calm		Sunny	26.3				0	
30-Jul-08	90	50	80	190	150	101	24	Clear	Calm	SE	Sunny	21	YES		L	0	
27-Aug-08	130	140	90	60	150	108	21	Clear	Calm	SE	Clear	21				0	

Legend

Rainfall Values Determined by Environment Canada

Heavy H >0.75 cm/hour
 Moderate M 0.26-0.75 cm/hour
 Light L 0.0-0.25 cm/hour



Date	Geo Mean
25-Jun-08	14
30-Jul-08	101
27-Aug-08	108

53

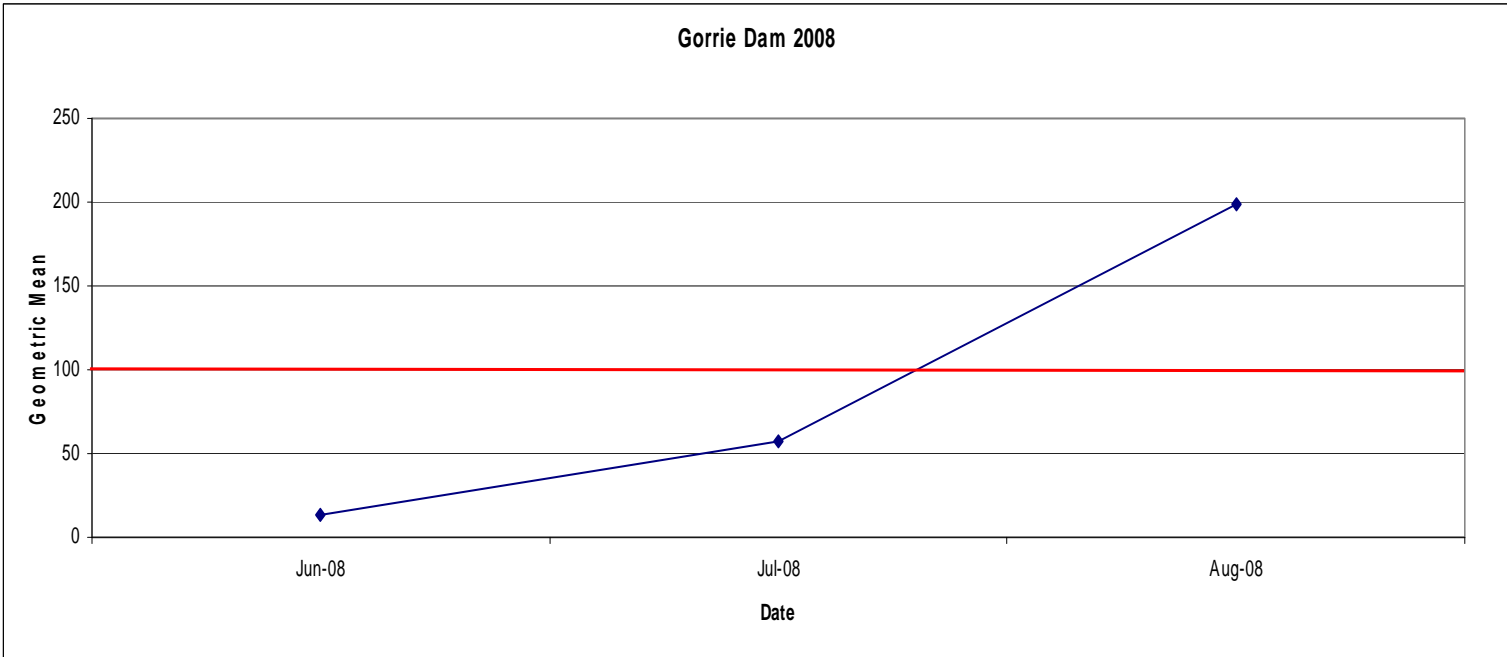
Gorrie Dam 2008

Date	Site 1	Site 2	Site 3	Site 4	Site 5	Geo Mean	Water Temp	Water Clarity	Wave Height	Wind	Sunlight	Air Temp	Rainfall 24Hrs	Rainfall 48Hrs	Rain Level	Bird Count	Notes
25-Jun-08	10	20	10	10	20	13	25	<1m	Calm		Sunny	28				0	
30-Jul-08	130	50	70	70	20	58	24	Clear	Calm	SE	Sunny	24	YES			0	
27-Aug-08	210	180	310	120	220	199	20	Clear	Calm	SE	Clear	22				0	

Legend

Rainfall Values Determined by Environment Canada

- Heavy H >0.75 cm/hour
- Moderate M 0.26-0.75 cm/hour
- Light L 0.0-0.25 cm/hour



Date	Geo Mean
25-Jun-08	13
30-Jul-08	58
27-Aug-08	199

53

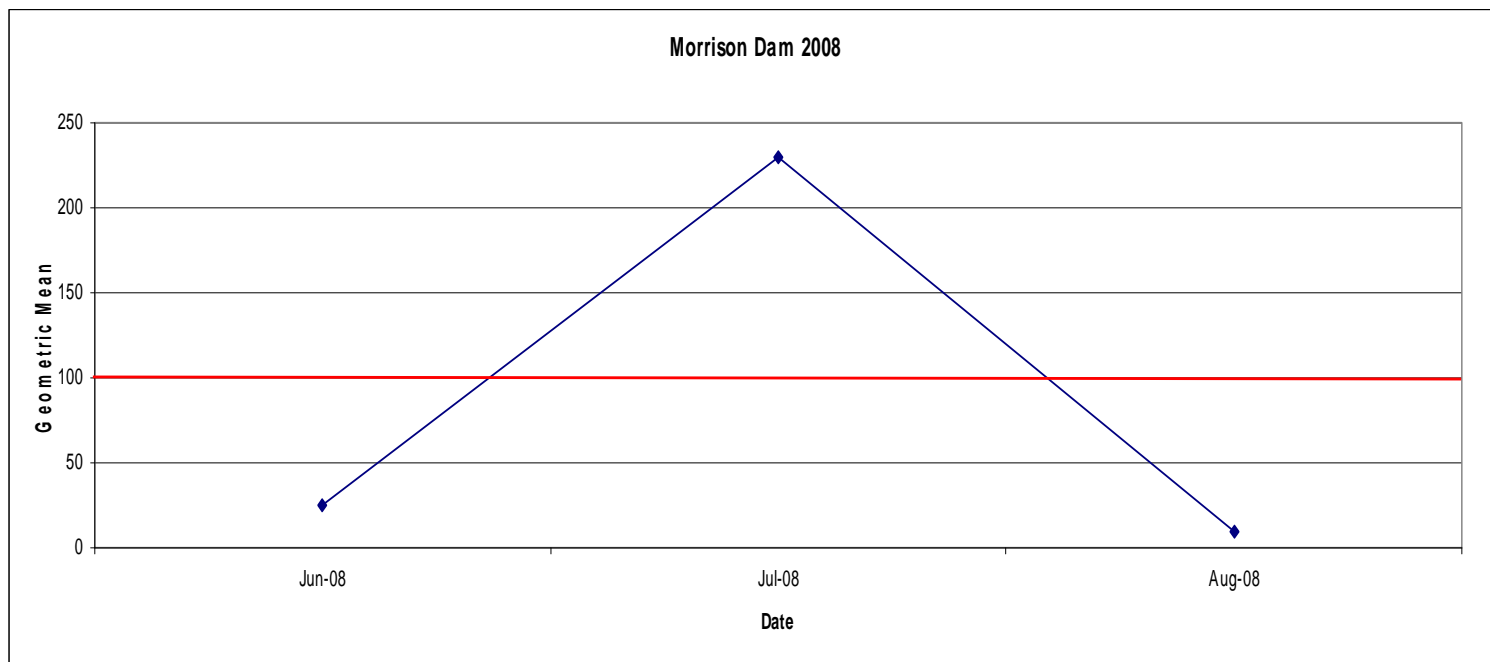
Morrison Dam 2008

Date	Site 1	Site 2	Site 3	Site 4	Site 5	Geo Mean	Water Temp	Water Clarity	Wave Height	Wind	Sunlight	Air Temp	Rainfall 24Hrs	Rainfall 48Hrs	Rain Level	Bird Count	Notes
25-Jun-08	10	30	20	30	50	25	24	<1m	Calm		Clear	23				9	
30-Jul-08	410	60	160	310	530	230	24	Slightly Turbid	Calm	SE	Clear	27	YES			10	
27-Aug-08	10	10	10	10	10	10	22	Turbid	Calm	SE	Clear	26				0	

Legend

Rainfall Values Determined by Environment Canada

Heavy H >0.75 cm/hour
 Moderate M 0.26-0.75 cm/hour
 Light L 0.0-0.25 cm/hour



Date	Geo Mean
25-Jun-08	25
30-Jul-08	230
27-Aug-08	10

38

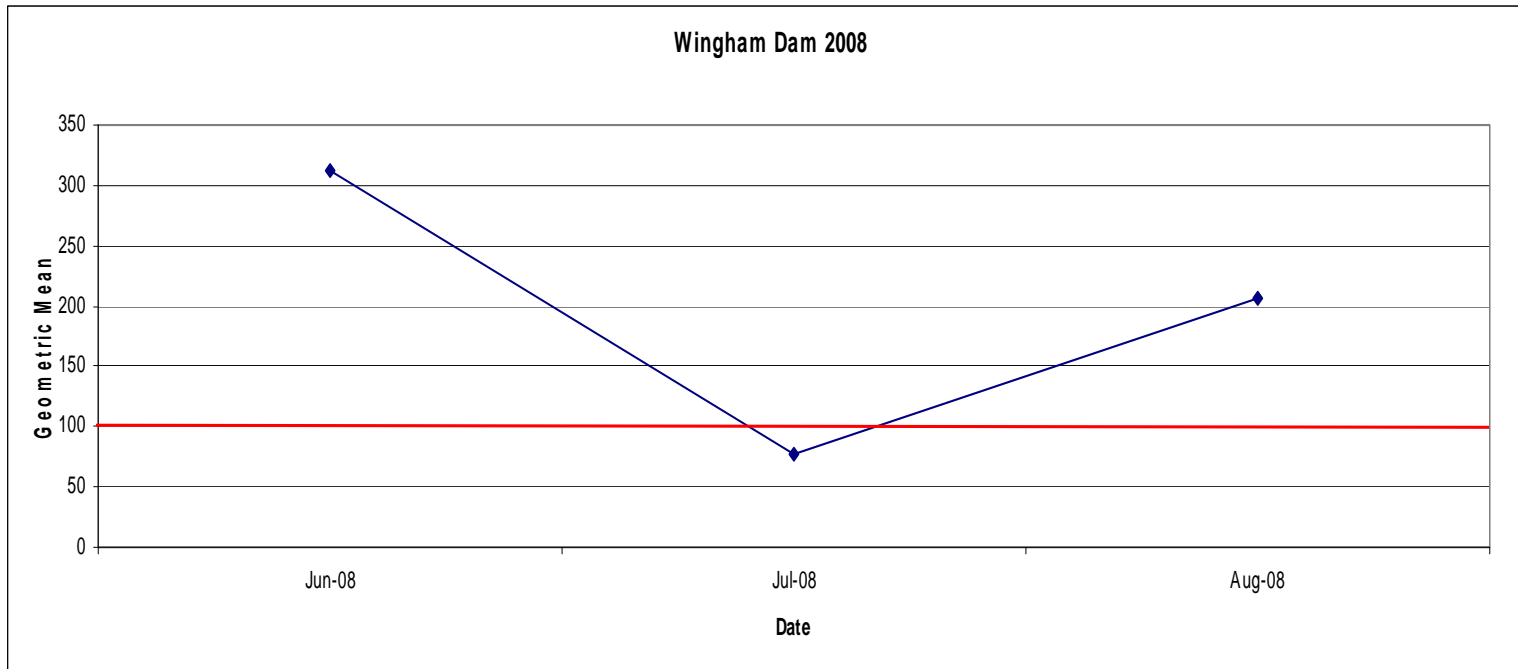
Wingham Dam 2008

Date	Site 1	Site 2	Site 3	Site 4	Site 5	Geo Mean	Water Temp	Water Clarity	Wave Height	Wind	Sunlight	Air Temp	Rainfall 24Hrs	Rainfall 48Hrs	Rain Level	Bird Count	Notes
25-Jun-08	420	310	390	140	420	313	22	<1m	Calm		Sunny	23				0	
30-Jul-08	100	60	90	80	60	76	24	Clear	Calm	SE	Sunny	24	YES		L	0	
27-Aug-08	160	130	300	200	300	206	20	Clear	Calm	SE	Clear	20				0	

Legend

Rainfall Values Determined by Environment Canada

Heavy H >0.75 cm/hour
 Moderate M 0.26-0.75 cm/hour
 Light L 0.0-0.25 cm/hour



Date	Geo Mean
25-Jun-08	313
30-Jul-08	76
27-Aug-08	206
	170

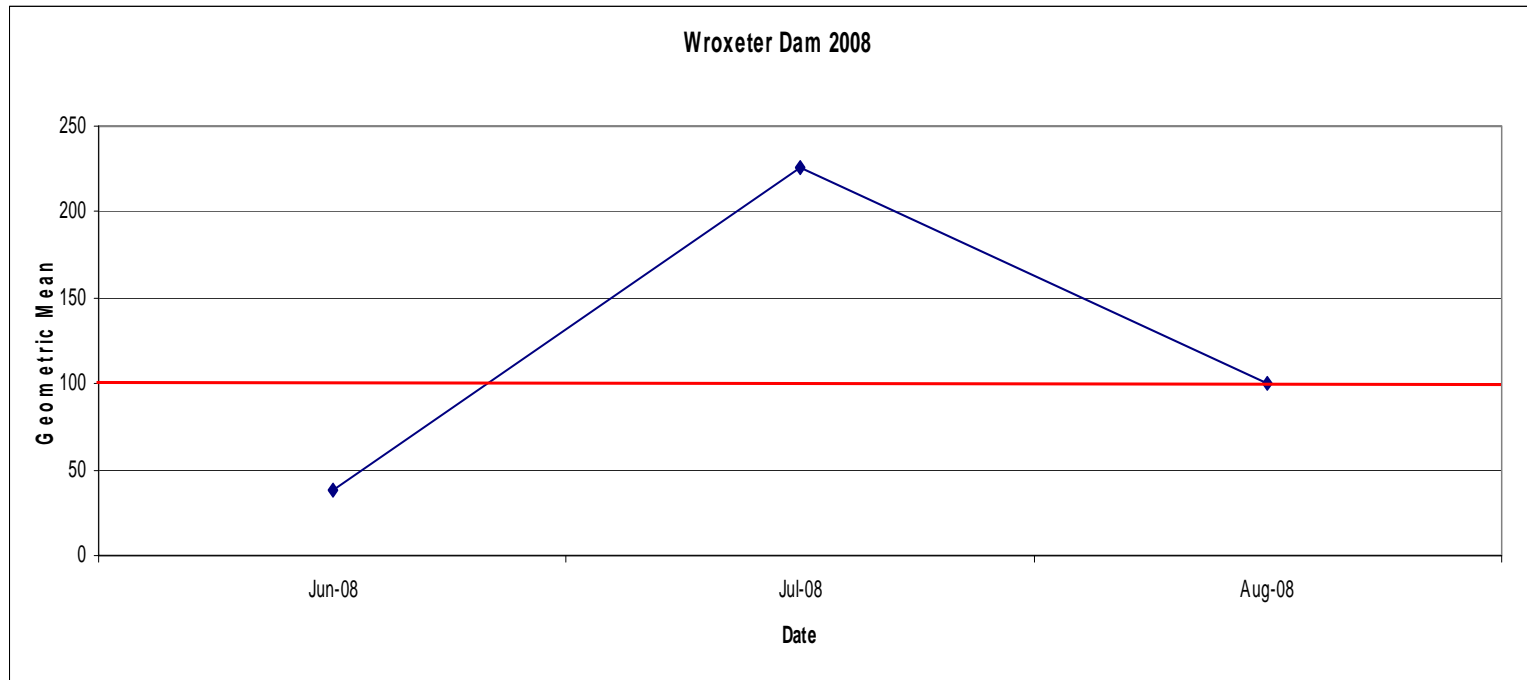
Wroxeter Dam 2008

Date	Site 1	Site 2	Site 3	Site 4	Site 5	Geo Mean	Water Temp	Water Clarity	Wave Height	Wind	Sunlight	Air Temp	Rainfall 24Hrs	Rainfall 48Hrs	Rain Level	Bird Count	Notes
25-Jun-08	40	60	20	20	90	39	25	<1m	Calm		Sunny	28				0	
30-Jul-08	360	420	30	360	360	226	25	Clear	Calm	SE	Sunny	24	YES		M	0	
27-Aug-08	10	30	10	50	50	100	20	Clear	Calm	SE	Clear	22				0	

Legend

Rainfall Values Determined by Environment Canada

Heavy H >0.75 cm/hour
 Moderate M 0.26-0.75 cm/hour
 Light L 0.0-0.25 cm/hour



Date	Geo Mean
25-Jun-08	39
30-Jul-08	226
27-Aug-08	100

96