

Huron Health Report

TOBACCO USE

May 2010



SUMMARY

- In 2008, over 50% of surveyed respondents in Huron County reported smoking at least 100 cigarettes in their life.
- More males than females reported smoking at least 100 cigarettes in their life.
- A higher proportion of respondents 45 to 64 years old reported smoking at least 100 cigarettes compared to younger adults and seniors.
- Among the respondents who reported smoking at least 100 cigarettes in their life, 30% said they smoked every day. There was no difference between the genders, but the proportion of respondents 18 to 44 years old who smoke every day was significantly higher than the other age groups.
- Nearly 90% of respondents reported that nobody in their household smoke regularly inside the home.
- Nearly 80% of respondents reported that they do not allow visitors to smoke inside their home.

BACKGROUND

Tobacco use is the leading cause of preventable illness and death in Ontario and Canada and is the single most important cause of cancer. All forms of tobacco -smoking, chewing and second-hand tobacco smoke - can cause cancer. Smoking causes about 90% of lung cancer deaths in women and almost 80% of lung cancer deaths in men. The risk of dying from lung cancer is more than 23 times greater among men who smoke cigarettes, and about 13 times greater among women who smoke cigarettes compared with those who have never smoked.¹

This report provides current population-level information on the experience, perception and behaviour of Huron County residents, reported through the Rapid Risk Factor Surveillance System (RRFSS). The RRFSS is a random-digit-dial telephone survey of adults 18 years and older, conducted by the Institute of Social Research (ISR) at York University on behalf of the Huron County Health Unit.²

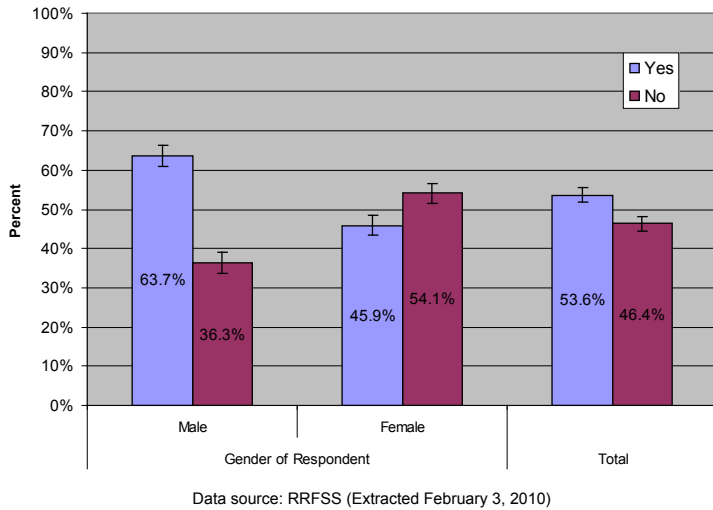
The specific objectives of this report are to estimate:

- **tobacco use among adults 18+ years in Huron County residents;**
- **the proportion of households in Huron County where smoking is allowed inside the home.**

This analysis was done using data collected between January and December 2008. A total of 717 interviews were conducted in Huron County during that period, giving an overall response rate of 64%. Estimates are presented with 95% Confidence Intervals (CI). CIs are reported in brackets or presented as **I** in the graphs. The sample was weighted to correct for unequal probabilities of selection within households.

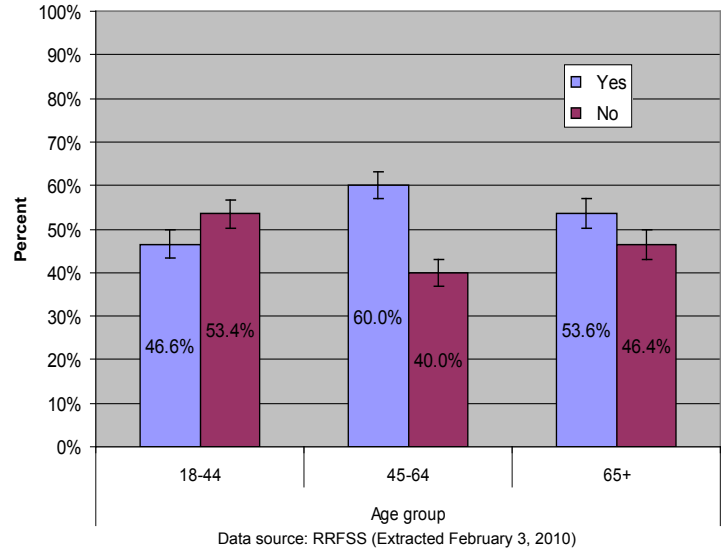
RESULTS

Figure 1a: Have you smoked at least 100 cigarettes in your life? Huron - 2008 - by gender



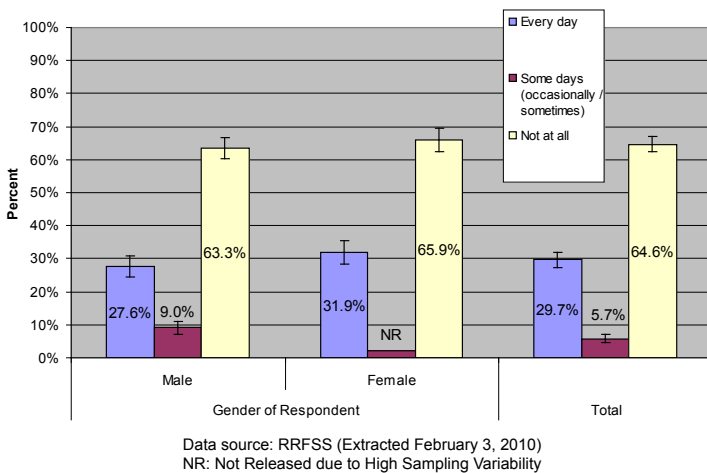
53.6% (49.9, 57.3) of respondents indicated that they have smoked at least 100 cigarettes in their life. The proportion of males (63.7%; 58.3, 69.1) smoking at least 100 cigarettes was significantly higher than females (45.9%; 41.1, 50.7) (p-value<0.001) (Figure 1a).

Figure 1b: Have you smoked at least 100 cigarettes in your life? Huron - 2008 - by age group



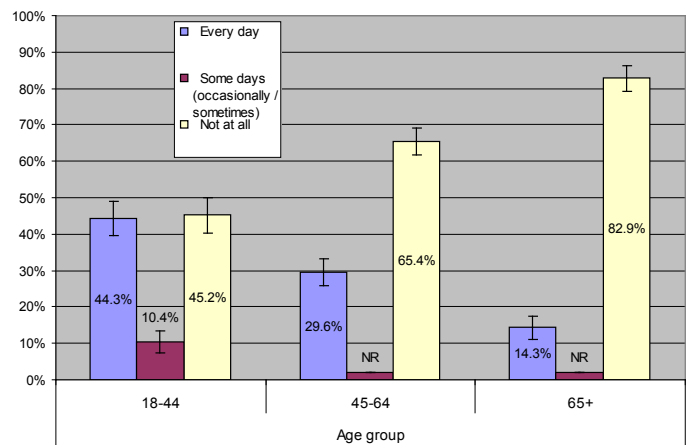
A significantly higher proportion of adults age 45 to 64 years reported smoking at least 100 cigarettes in their life when compared to the other age groups (p-value = 0.01) (Figure 1b).

Figure 2a: Currently do you smoke cigarettes everyday, some days, or not at all? Huron - 2008 - by gender



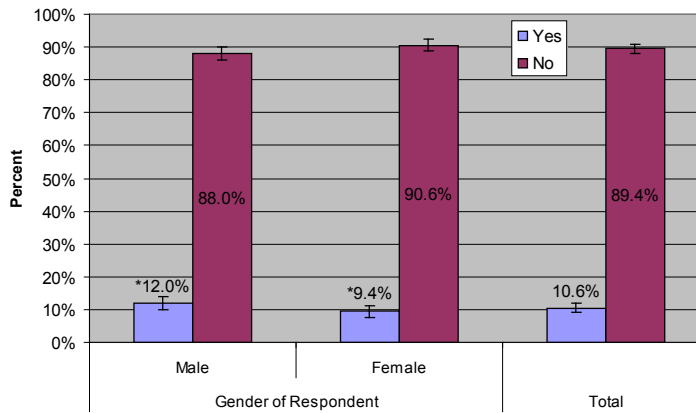
29.7% (25.1, 34.3) of respondents reported smoking cigarettes every day and another 5.7% (3.4, 8.0) reported smoking cigarettes occasionally/sometimes. There was no significant difference between the proportion of males and females who reported smoking cigarettes every day (p-value=0.878) (Figure 2a).

Figure 2b: Currently do you smoke cigarettes everyday, some days, or not at all? Huron - 2008 - by age group



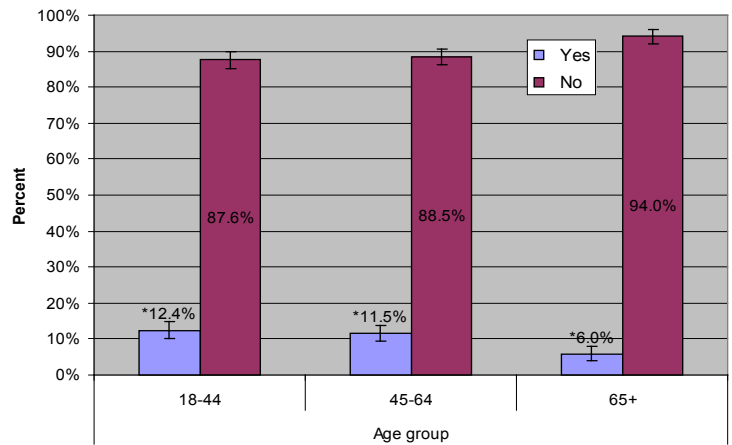
44.3% (34.8, 53.8) of respondents age 18 to 44 years reported smoking cigarettes every day, which was significantly higher than the other groups (p-value<0.001) (Figure 2b).

Figure 3a: Does anyone in this household smoke regularly inside the home? - Huron 2008 - by gender



Data source: RRFSS (Extracted February 3, 2010)
*Interpret with caution, high sampling variability

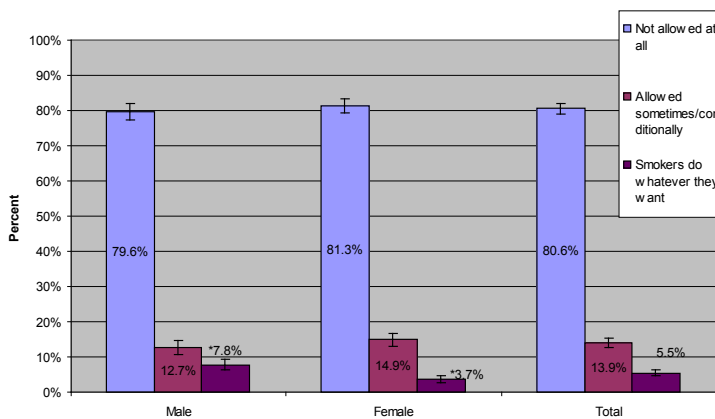
Figure 3b: Does anyone in this household smoke regularly inside the home? - Huron 2008 - by age group



Data source: RRFSS (Extracted February 3, 2010)
*Interpret with caution, high sampling variability

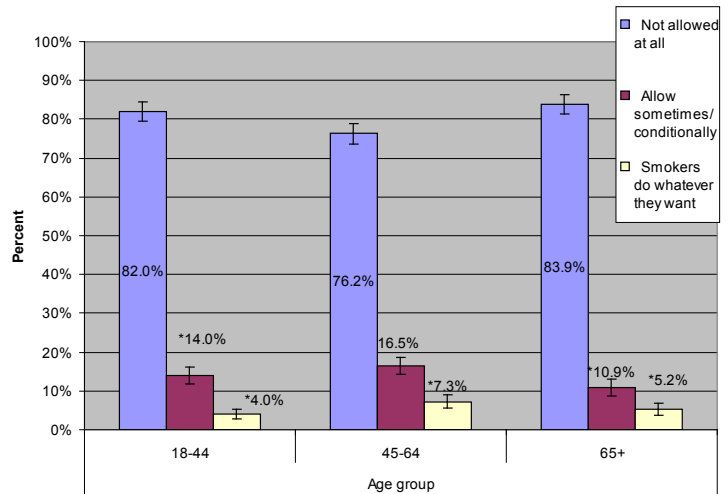
89.4% (86.9, 91.9) of respondents reported that nobody within the household smoked regularly inside the home. There was no significant difference between the genders (p -value=0.302) or age groups (p -value=0.104) (Figure 3a and 3b).

Figure 4a: Percent of households that allow visitors to smoke in their home - Huron 2008 - by gender



Data source: RRFSS (Extracted February 3, 2010)
*Interpret with caution, high sampling variability

Figure 4b: Percent of households that allow visitors to smoke in their home - Huron 2008 - by age group



Data source: RRFSS (Extracted February 3, 2010)
*Interpret with caution, high sampling variability

80.6% (77.7, 83.5) of respondents reported that they do not allow visitors to smoke in their home. 13.9% (11.4, 16.4) said that they sometimes allowed visitors to smoke inside their home or allowed the visitor to smoke in a certain area or when children were not at home.

There was no significant difference between genders (p -value=0.3586) or between age groups (p -value=0.203) (Figure. 4a and 4b).

LIMITATIONS

RRFSS results are based on respondents self-reporting and they may not necessarily have accurate recall. Households without telephones were excluded from the survey (about 3% of all Ontario households).

Thus the percentages may not represent the true estimates for the general population as respondents may have different characteristics than people that have not been included in the survey.

REFERENCES

¹ Fact about tobacco, Cancer Care Ontario. www.cancercare.on.ca (Accessed February 3, 2010)

² Rapid Risk Factor Surveillance System. <http://www.rrfss.on.ca>