



HURON COUNTY MANUFACTURING

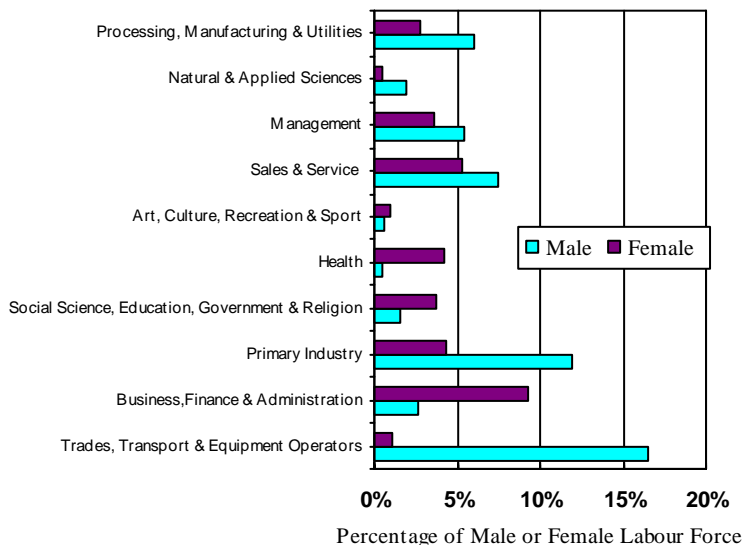
FACT
SHEET

Ten Most Common Huron County Manufacturing Related Occupations

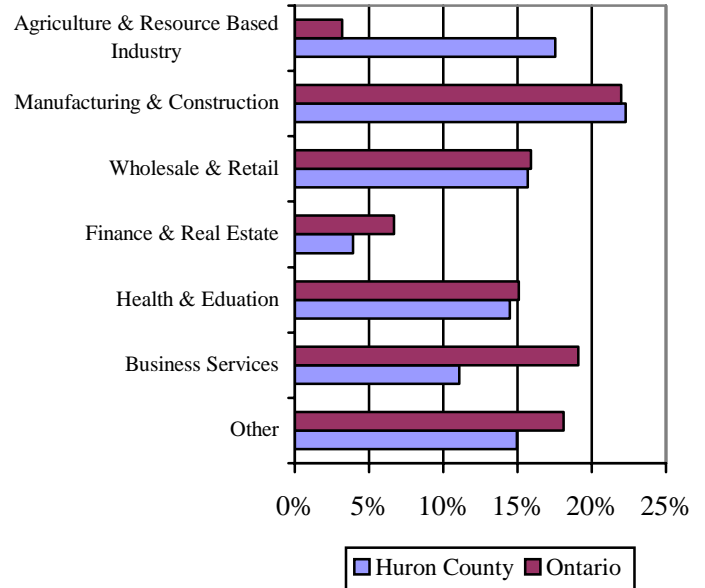
Occupation Name	Number Employed
Machine Operators in Manufacturing	1280
Labourers in Processing, Manufacturing and Utilities	855
Assemblers in Manufacturing	705
Machining, metalworking, woodworking and related machine operators	550
Machinery and Transportation Equipment Mechanics (except motor vehicle)	475
Mechanical, Electrical and Electronics Assemblers	455
Labourers in Food, Beverage and Tobacco Processing	430
Carpenters and Cabinetmakers in Manufacturing	395
Longshore Workers and Material Handlers	370

- Huron's unemployment rate in 2001 was 4.0% compared to 6.1% for Ontario. Corresponding figure in 1996 were 6.5% and 9.1% respectively.

Labour Force by Occupation Huron County, 2001



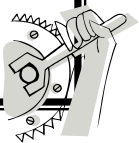
Labour Force by Industry Division Huron County & Ontario, 2001



- Huron County's labour force grew 6.8% between 1996 and 2001. This rate of growth has been slower than the Province, which saw an 11.1% increase during the same period of time.

Major Employers in Huron County, 2003

Wecast Industries Inc.
 Volvo Motor Graders
 Royal Homes Ltd.
 Nabisco Ltd. (Division of Kraft Foods)
 Northlander Industries Ltd.
 Hensall District Co-Op Inc.
 Dashwood Industries Inc.
 County of Huron
 A.M. & General Hospital
 Sifto Canada Inc.
 General Coach
 Seaforth Creamery
 Exeter Machine Products Ltd.

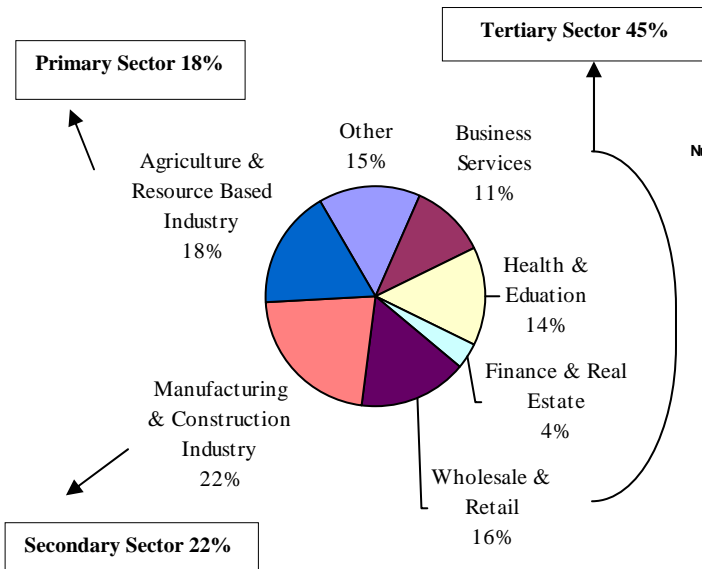




HURON COUNTY MANUFACTURING

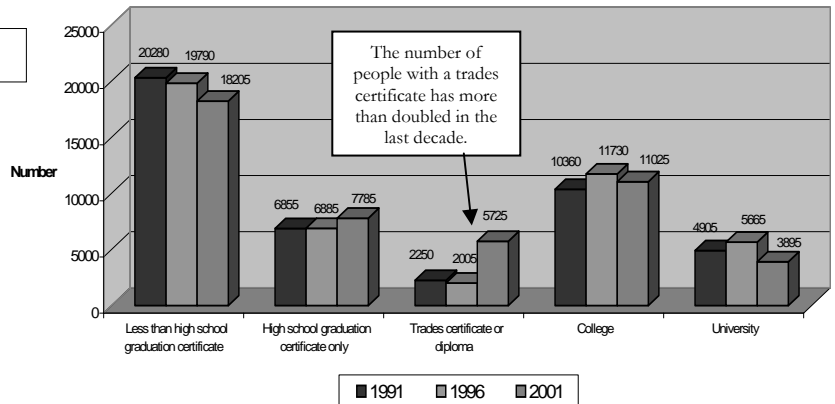
FACT
SHEET

Labour Force by Industry Division in Huron County, 2001



Education Levels, Huron County

Education Levels, Population 15+ years, Huron County, 1991-1996-2001



Relative Cost of Living and Working in Huron County

Housing in Huron County, 1996 & 2001

- The average value of a dwelling in Huron County in 2001 was \$136,786. Up from \$120,104 in 1996.
- The average rental payment for a private dwelling in 2001: \$547.
- The average mortgage payment in 2001: \$651.



- Although the average household income in Huron County is 14.5% lower than the Ontario average, Huron County's average value of dwelling is 31.6% lower than the Ontario average. Thus, relative to Ontario as a whole, housing in Huron County is more affordable.

Sources

- 1996 & 2001 Statistics Canada Census
- Huron Manufacturing Group
- Huron Business Development Corporation

Huron County Manufacturing Shipments

Manufacturing Shipments (in \$000s), Huron County, 1992 to 1999

