



# HURON COUNTY EMPLOYMENT

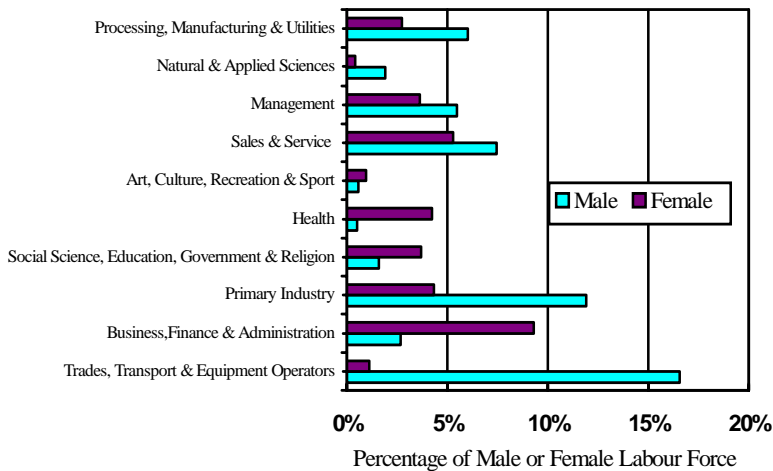
FACT  
SHEET

## Size of Labour Force in Huron County & Ontario, 2001

		Huron County	Ontario
Population 15 Years & Over	Male	23,275	4,432,360
	Female	24,345	4,744,940
	Total	47,610	9,177,300
Number in Labour Force	Male	16,655	3,027,620
	Female	13,810	2,686,285
	Total	30,470	5,713,900
Percentage in Labour Force	Male	72%	68%
	Female	57%	57%
	Average	64%	62%

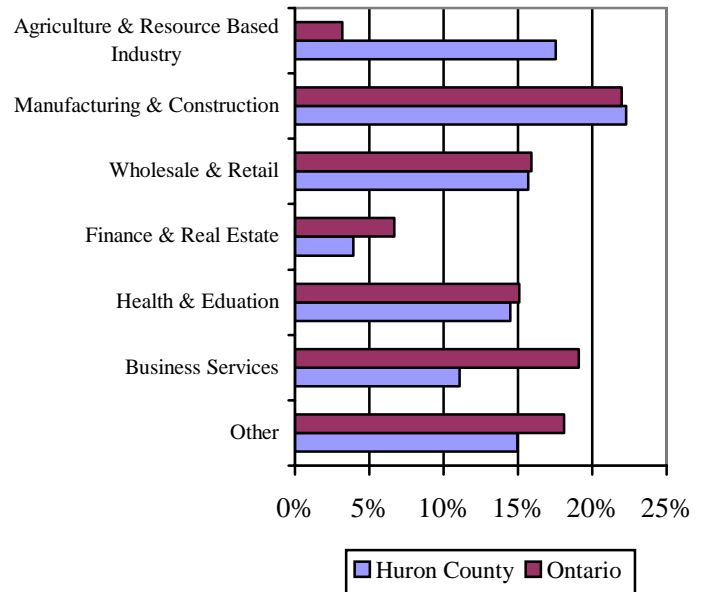
- Huron's unemployment rate in 2001 was 4.0% compared to 6.1% for Ontario. Corresponding figure in 1996 were 6.5% and 9.1% respectively.

## Labour Force by Occupation Huron County, 2001



- The service sector is both Huron County's largest employer and fastest growing industry.

## Labour Force by Industry Division Huron County & Ontario, 2001



- Huron County's labour force grew 6.8% between 1996 and 2001. This rate of growth has been slower than the Province, which saw an 11.1% increase during the same period of time.

## Major Employers in Huron County, 2003

- Wecast Industries Inc.
- Volvo Motor Graders
- Royal Homes Ltd.
- Nabisco Ltd. (Division of Kraft Foods)
- Northlander Industries Ltd.
- Hensall District Co-Op Inc.
- Dashwood Industries Inc.
- County of Huron
- A.M. & General Hospital
- Sifto Canada Inc.
- General Coach
- Seaforth Creamery
- Exeter Machine Products Ltd.

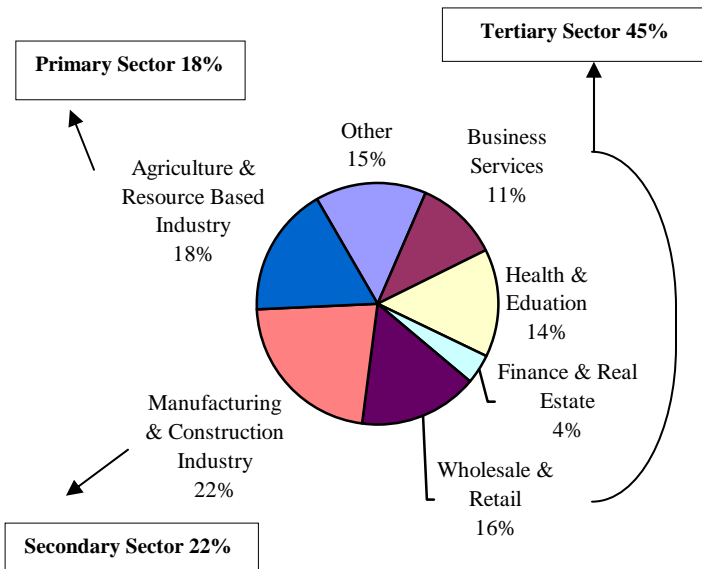




# HURON COUNTY EMPLOYMENT

FACT  
SHEET

## Labour Force by Industry Division in Huron County, 2001



- Huron County has a strong agriculture sector. In 2001, the percentage of Huron County's labour force in agricultural and resource based industries was 4 times greater than the Provincial average.

## Income in Huron County & Ontario, 2001

	Huron County	Ontario
Average Earnings (All Persons)	\$26,847	\$35,185
Full-Time, Full-Year Earnings	\$36,094	\$47,247
Median Family Income	\$53,833	\$61,024
Median Household Income	\$45,855	\$53,626
Composition of Income:		
Employment	71.6%	78.7%
Government	14.1%	9.8%
Other	14.3%	11.5%

## Level of Education in Huron County & Ontario, 2001

	Total Number of People		% of People	
	Huron County	Ontario	Huron County	Ontario
Population (Aged 20-64 Years)	32,447	6,899,190	100%	100%
<High School Certificate	9,303	1,374,452	28.7%	19.9%
High School Certificate and/or Some Post-Secondary	8,730	1,876,894	26.9%	27.2%
Trades Certificate or Diploma	4,516	714,507	13.9%	10.4%
College Certificate or Diploma	6,529	1,300,489	20.1%	18.8%
University Degree or Diploma	3,369	1,632,848	10.4%	23.7%

## Housing in Huron County, 1996 & 2001

- The average value of a dwelling in Huron County in 2001 was \$136,786. Up from \$120,104 in 1996.
- The average rental payment for a private dwelling in 2001: \$547.
- The average mortgage payment in 2001: \$651.



- Although the average household income in Huron County is 14.5% lower than the Ontario average, Huron County's average value of dwelling is 31.6% lower than the Ontario average. Huron County is

### Sources

- 1996 & 2001 Statistics Canada Census
- Huron Manufacturing Group