

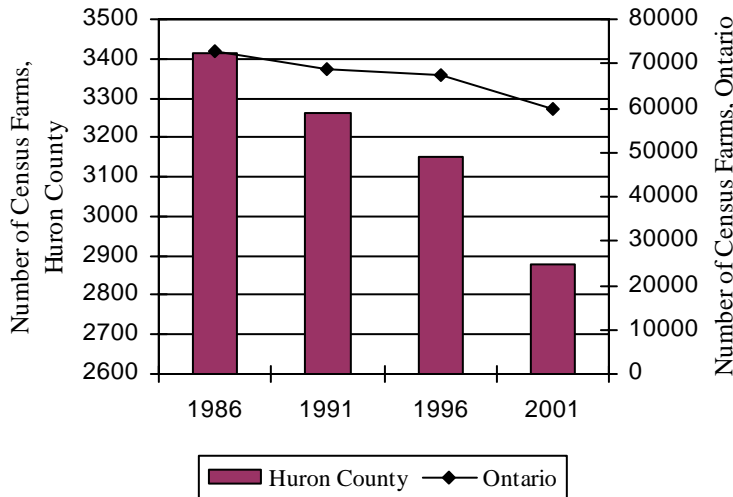


HURON COUNTY AGRICULTURE

FACT
SHEET

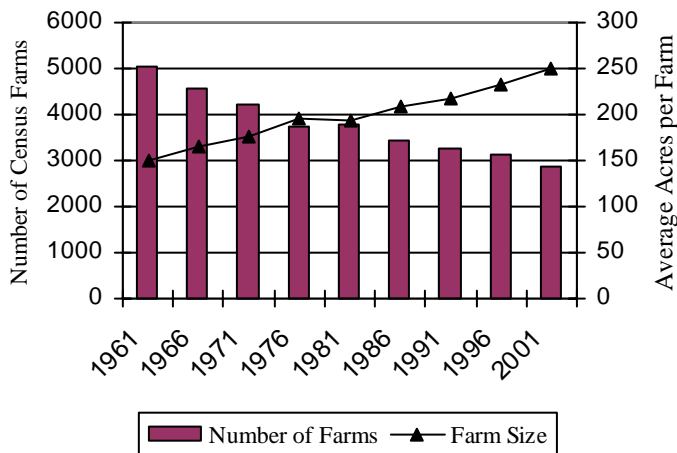
- Huron County has a strong agricultural presence. In 2001, Huron County was home to 2,880 farm operations.

Number of Census Farms in Huron County & Ontario, 1986-2001



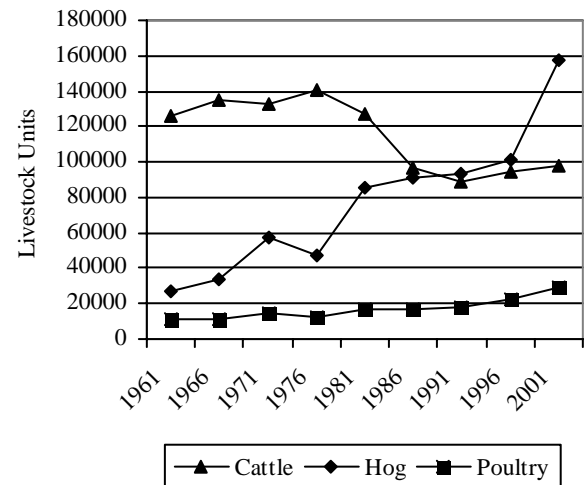
- The number of census farms has been on a steady decline since 1961. However, there has been a steady increase in the size of farm operations.

Number & Area of Census Farms, 1961-2001



- In 2001, Huron County's Gross Farm Receipts totaled \$656,497,798; the highest of all counties in the province.
- Huron County's agricultural sector produces a wide variety of agricultural commodities. Products include: beef, venison, pork, poultry, dairy, horticultural products, maple syrup and cash crops such as wheat, corn, canola & soybeans.

Total Livestock Units* in Huron County, 1961-2001



*A *Livestock Unit* is an equivalent value for various types of livestock based on manure production and production cycles. I.e. 1 Livestock Unit= 1 cow & calf.

- In 2001, 18 % of Huron County's labour force was employed in an agricultural and resource based industry. This is 4x greater than the provincial average of 3.7%.



Sources

- 2001 Agricultural Census
- Ontario Ministry of Agriculture & Food